

MOSAIC MADNESS *KNIT SCARF*

BY MARLY BIRD



LEARN MORE

This scarf of many mosaic stitch patterns was designed to keep the interest of the knitter. With so many fascinating geometric patterns used, you will certainly be entertained with each section.

Choose 3 or more colors of your favorite worsted weight yarn and make this stitch sampler piece that is a real showstopper.

Learn more about the this and other patterns at MARLYBIRD.COM


Marly Bird[™]

MEASUREMENTS

FINISHED MEASUREMENTS

9.5" wide, 90" tall

GAUGE: 18 sts x 22 rows = 4" [10 cm] in garter stitch (knit on every row). Use any size needle to obtain the gauge. Exact gauge is not critical to this project.

MATERIALS

Yarn: Red Heart Chic Sheep by Marly Bird[™]:

- (A) Dragon Fruit 1 balls
- (B) Linen 3 balls
- (C) Platinum 3 balls

Needles: Size 8 (5 mm) and 9 (5.5 mm) needles

SPECIAL STITCHES

Slip- Insert the tip of the right knitting needle in the next stitch on the left knitting needle from back to front as if to purl. Slide the stitch off the left knitting needle onto the right knitting needle. Make sure you are holding the yarn to the wrong side of the work when slipping. This means it needs to be held to the back when on a right side row and the yarn needs to be held to the front on a wrong side row.



MODERN MOSAIC *KNIT SCARF*

BY MARLY BIRD

NOTES

- Mosaic Knitting is created by a combination knit and slip stitches. You use one color at a time for 2 rows then switch colors. In mosaic knit charts, there are two colors shown. For our project the white squares are color B and the gray squares are color C. When reading a color B row (meaning you are currently using color B), you will knit when the square is white and you will slip the stitch purlwise when the square is gray. On a color C row, you will do the reverse and knit gray squares and slip white squares. The first stitch helps to tell you if it is a color B or C row.
- Each line on the chart represents 2 rows in your work. So you read the chart from right to left for odd rows and left to right for even rows. When working an even row, you will knit all the stitches in the color you are currently using and slip the other color stitches. Just make sure on even rows that you move your yarn to the front before you slip your stitch.
- To help alleviate tangles in your balls of yarn; always bring up your new color behind the previous color.
- When working the mosaic section, you will carry the yarn up the side of your work. When you get to the strip of 10 rows of garter stitch in color A, you will cut the yarn and join fresh for the next mosaic section.

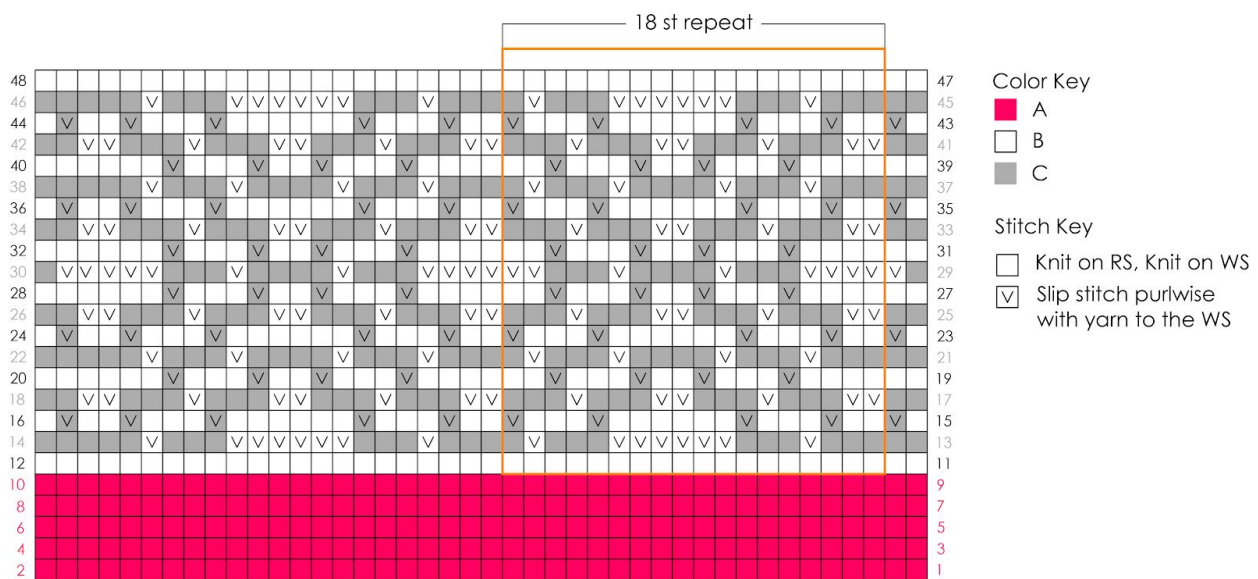
MODERN MOSAIC *KNIT SCARF*

BY MARLY BIRD

SECTION 1

Video link Part 1: <https://youtu.be/nSw0bfzMCBY>

With A, smaller needles, and Long Tail Cast on, cast on 42 sts.



See chart for assistance with the pattern.

Row 1 (RS): Knit

Rows 2-10: Knit, cut A.

Rows 11-12: With B, knit

Rows 13-14: With larger needles and C, k5, slip 1, k3, slip 6, k3, slip 1, k4, slip 1, k3, slip 6, k3, slip 1, k5.

Rows 15-16: With B, k1, slip 1, k2, slip 1, k3, slip 1, k6, slip 1, k3, slip 1, k2, slip 1, k3, slip 1, k6, slip 1, k3, slip 1, k2, slip 1, k1.

MODERN MOSAIC *KNIT SCARF*

BY MARLY BIRD

Rows 17-18: With C, k2, *slip 2, k3, slip 1, k3; repeat from * across to last 4 sts, slip 2, k2.

Rows 19-20: With B, k6, *slip 1, k3, slip 1, k2, slip 1, k3, slip 1, k6; repeat from * across.

Rows 21-22: With C, k5, *slip 1, k3, slip 1, k4; repeat from * across to last 10 sts, slip 1, k3, slip 1, k5.

Rows 23-24: With B, k1, *slip 1, k2, slip 1, k3, slip 1, k6, slip 1, k3; repeat from * to last 5 sts, slip 1, k2, slip 1, k1.

Rows 25-26: With C, k2, *slip 2, k3, slip 1, k3; repeat from * across to last 4 sts, slip 2, k2.

Rows 27-28: With B, k6, *slip 1, k3, slip 1, k2, slip 1, k3, slip 1, k6; repeat from * across.

Rows 29-30: With C, k1, slip 5, k3, slip 1, k4, slip 1, k3, slip 6, k3, slip 1, k4, slip 1, k3, slip 5, k1.

Rows 31-32: With B, k6, *slip 1, k3, slip 1, k2, slip 1, k3, slip 1, k6; repeat from * across.

Rows 33-34: With C, k2, *slip 2, k3, slip 1, k3; repeat from * across to last 4 sts, slip 2, k2.

Rows 35-36: With B, k1, *slip 1, k2, slip 1, k3, slip 1, k6, slip 1, k3; repeat from * to last 5 sts, slip 1, k2, slip 1, k1.

Rows 37-38: With C, k5, *slip 1, k3, slip 1, k4; repeat from * across to last 10 sts, slip 1, k3, slip 1, k5.

MODERN MOSAIC *KNIT* SCARF

BY MARLY BIRD

Rows 39-40: With B, k6, *slip 1, k3, slip 1, k2, slip 1, k3, slip 1, k6; repeat from * across.

Rows 41-42: With C, k2, *slip 2, k3, slip 1, k3; repeat from * across to last 4 sts, slip 2, k2.

Rows 43-44: With B, k1, slip 1, k2, slip 1, k3, slip 1, k6, slip 1, k3, slip 1, k2, slip 1, k3, slip 1, k6, slip 1, k3, slip 1, k2, slip 1, k1.

Rows 45-46: With C, k5, slip 1, k3, slip 6, k3, slip 1, k4, slip 1, k3, slip 6, k3, slip 1, k5. Cut C.

Rows 47-48: With smaller needles and B, knit. Cut B.



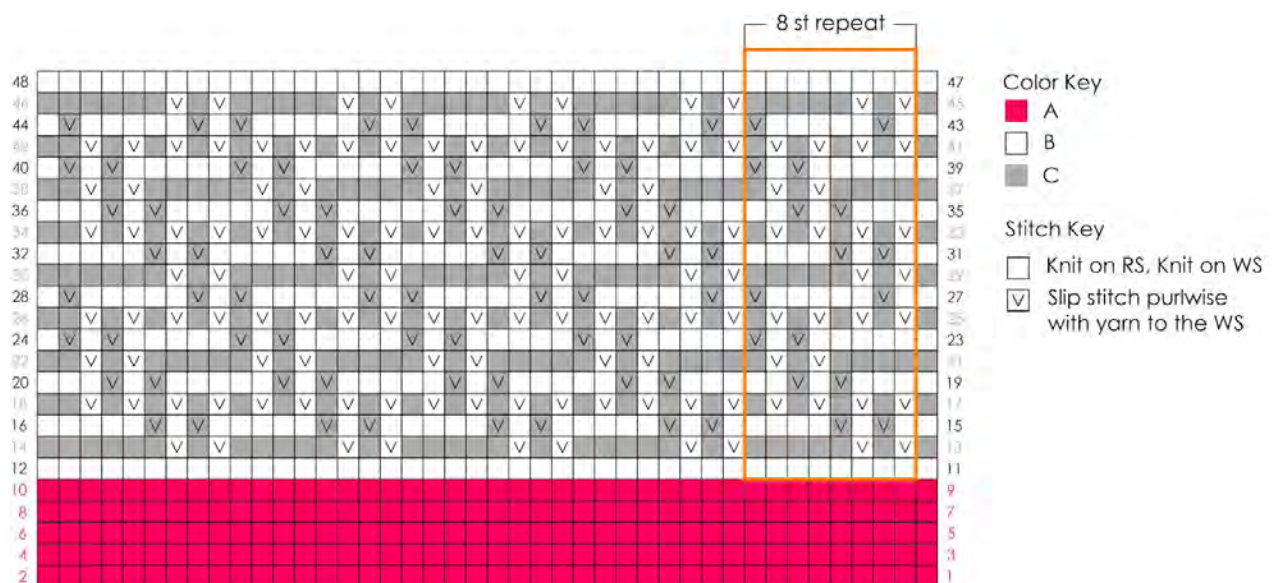
MODERN MOSAIC *KNIT SCARF*

BY MARLY BIRD

SECTION 2

Video link Part 2: <https://youtu.be/C1iwc8HfKbw>

See chart for assistance with the pattern.



Rows 1-10: With smaller needles and A, knit. Cut A at end of Row 10.

Rows 11-12: With B, knit

Row 13 (RS): Switch to larger needles, with C, k1, *slip 1, k1, slip 1, k5; repeat from * across to last st, k1.

MODERN MOSAIC *KNIT SCARF*

BY MARLY BIRD

Row 14: K6, *slip 1, k1, slip 1, k5; repeat from * across to last 4 sts, slip 1, k1, slip 1, k1.

Row 15: With B, k2, *slip 1, k1, slip 1, k5; repeat from * across.

Row 16: *K5, slip 1, k1, slip 1; repeat from * across to last 2 sts, k2.

Row 17: With C, *k1, slip 1; repeat from * across to last 2 sts, k2.

Row 18: K1, *k1, slip 1; repeat from * across to last st, k1.

Row 19: With B, k4, *slip 1, k1, slip 1, k5; repeat from * across to last 6 sts, slip 1, k1, slip 1, k3.

Row 20: K3, *slip 1, k1, slip 1, k5; repeat from * across to last 7 sts, slip 1, k1, slip 1, k4.

Row 21: With C, *k5, slip 1, k1, slip 1; repeat from * across to last 2 sts, k2.

Row 22: K2, *slip 1, k1, slip 1, k5; repeat from * across.

Row 23: With B, k6, *slip 1, k1, slip 1, k5; repeat from * across to last 4 sts, slip 1, k1, slip 1, k1.

MODERN MOSAIC *KNIT SCARF*

BY MARLY BIRD

Row 24: K1, *slip 1, k1, slip 1, k5; repeat from * across to last st, k1.

Row 25: With C, *k1, slip 1; repeat from * across to last 2 sts, k2.

Row 26: K1, *k1, slip 1; repeat from * across to last st, k1.

Row 27: With B, k2, *slip 1, k5, slip 1, k1; repeat from * across.

Row 28: *K1, slip 1, k5, slip 1; repeat from * across to last 2 sts, k2.

Row 29 (RS): With C, k1, *slip 1, k1, slip 1, k5; repeat from * across to last st, k1.

Row 30: K6, *slip 1, k1, slip 1, k5; repeat from * across to last 4 sts, slip 1, k1, slip 1, k1.

Row 31: With B, k2, *slip 1, k1, slip 1, k5; repeat from * across.

Row 32: *K5, slip 1, k1, slip 1; repeat from * across to last 2 sts, k2.

Row 33: With C, *k1, slip 1; repeat from * across to last 2 sts, k2.

Row 34: K1, *k1, slip 1; repeat from * across to last st, k1.

MODERN MOSAIC *KNIT SCARF*

BY MARLY BIRD

Row 35: With B, k4, *slip 1, k1, slip 1, k5; repeat from * across to last 6 sts, slip 1, k1, slip 1, k3.

Row 36: K3, *slip 1, k1, slip 1, k5; repeat from * across to last 7 sts, slip 1, k1, slip 1, k4.

Row 37: With C, *k5, slip 1, k1, slip 1; repeat from * across to last 2 sts, k2.

Row 38: K2, *slip 1, k1, slip 1, k5; repeat from * across.

Row 39: With B, k6, *slip 1, k1, slip 1, k5; repeat from * across to last 4 sts, slip 1, k1, slip 1, k1.

Row 40: K1, *slip 1, k1, slip 1, k5; repeat from * across to last st, k1.

Row 41: With C, *k1, slip 1; repeat from * across to last 2 sts, k2.

Row 42: K1, *k1, slip 1; repeat from * across to last st, k1.

Row 43: With B, k2, *slip 1, k5, slip 1, k1; repeat from * across.

Row 44: *K1, slip 1, k5, slip 1; repeat from * across to last 2 sts, k2.

MODERN MOSAIC *KNIT SCARF*

BY MARLY BIRD

Row 45 (RS): With C, k1, *slip 1, k1, slip 1, k5; repeat from * across to last st, k1.

Row 46: K6, *slip 1, k1, slip 1, k5; repeat from * across to last 4 sts, slip 1, k1, slip 1, k1.

Rows 47-48: Switch to smaller needles, with B, knit. Cut B.

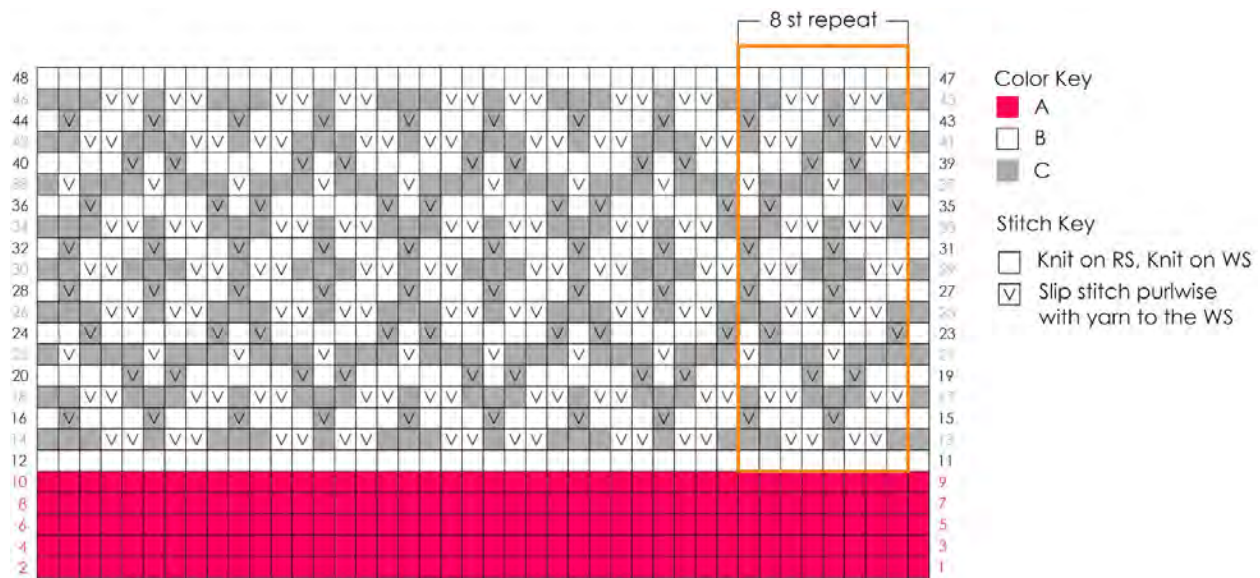


MODERN MOSAIC *KNIT SCARF*

BY MARLY BIRD

SECTION 3

Video link Part 3: <https://youtu.be/logJNrFiqVI>



Rows 1-10: With smaller needles and A, knit. At end of Row 10, cut A.

Rows 11-12: With B, knit

Row 13 (RS): With larger needles and C, k2, *slip 2, k1, slip 2, k3; repeat from * across to end.

Row 14 (WS): *K3, slip 2, k1, slip 2; repeat from * across to last 2 sts, k2.

Row 15: With B, k4, *slip 1, k3; repeat from * across to last 2 sts, slip 1, k1.

Row 16: K1, *slip 1, k3: repeat from * across to last st, k1.

Row 17: With C, *k1, slip 2, k3, slip 2; repeat from * across to last 2 sts, k2.

MODERN MOSAIC *KNIT SCARF*

BY MARLY BIRD

Row 18: K2, *slip 2, k3, slip 2, k1; repeat from * across to end.

Row 19: With B, k3, *slip 1, k1, slip 1, k5; repeat from * across to last 7 sts, slip 1, k1, slip 1, k4.

Row 20: K4, *slip 1, k1, slip 1, k5; repeat from * across to last 6 sts, slip 1, k1, slip 1, k3.

Row 21: With C, k4, *slip 1, k3; repeat from * across to last 2 sts, slip 1, k1.

Row 22: K1, *slip 1, k3; repeat from * across to last st, k1.

Row 23: With B, *k1, slip 1, k5, slip 1; repeat from * across to last 2 sts, k2.

Row 24: K2, *slip 1, k5, slip 1, k1; repeat from * across to end.

Row 25: With C, k2, *slip 2, k1, slip 2, k3; repeat from * across to end.

Row 26: *K3, slip 2, k1, slip 2; repeat from * across to last 2 sts, k2.

Row 27: With B, k4, *slip 1, k3; repeat from * across to last 2 sts, slip 1, k1.

Row 28: K1, *slip 1, k3: repeat from * across to last st, k1.

Row 29: With C, *k1, slip 2, k3, slip 2; repeat from * across to last 2 sts, k2.

Row 30: K2, *slip 2, k3, slip 2, k1; repeat from * across to end.

Row 31: With B, k4, *slip 1, k3; repeat from * across to last 2 sts, slip 1, k1.

Row 32: K1, *slip 1, k3: repeat from * across to last st, k1.

MODERN MOSAIC *KNIT SCARF*

BY MARLY BIRD

Row 33: With C, k2, *slip 2, k1, slip 2, k3; repeat from * across to end.

Row 34: *K3, slip 2, k1, slip 2; repeat from * across to last 2 sts, k2.

Row 35: With B, *k1, slip 1, k5, slip 1; repeat from * across to last 2 sts, k2.

Row 36: K2, *slip 1, k5, slip 1, k1; repeat from * across to end.

Row 37: With C, k4, *slip 1, k3; repeat from * across to last 2 sts, slip 1, k1.

Row 38: K1, *slip 1, k3; repeat from * across to last st, k1.

Row 39: With B, k3, *slip 1, k1, slip 1, k5; repeat from * across to last 7 sts, slip 1, k1, slip 1, k4.



MODERN MOSAIC *KNIT SCARF*

BY MARLY BIRD

Row 40: K4, *slip 1, k1, slip 1, k5; repeat from * across to last 6 sts, slip 1, k1, slip 1, k3.

Row 41: With C, *k1, slip 2, k3, slip 2; repeat from * across to last 2 sts, k2.

Row 42: K2, *slip 2, k3, slip 2, k1; repeat from * across to end.

Row 43: With B, k4, *slip 1, k3; repeat from * across to last 2 sts, slip 1, k1.

Row 44: K1, *slip 1, k3: repeat from * across to last st, k1.

Row 45: With C, k2, *slip 2, k1, slip 2, k3; repeat from * across to end.

Row 46: *K3, slip 2, k1, slip 2; repeat from * across to last 2 sts, k2. Cut C.

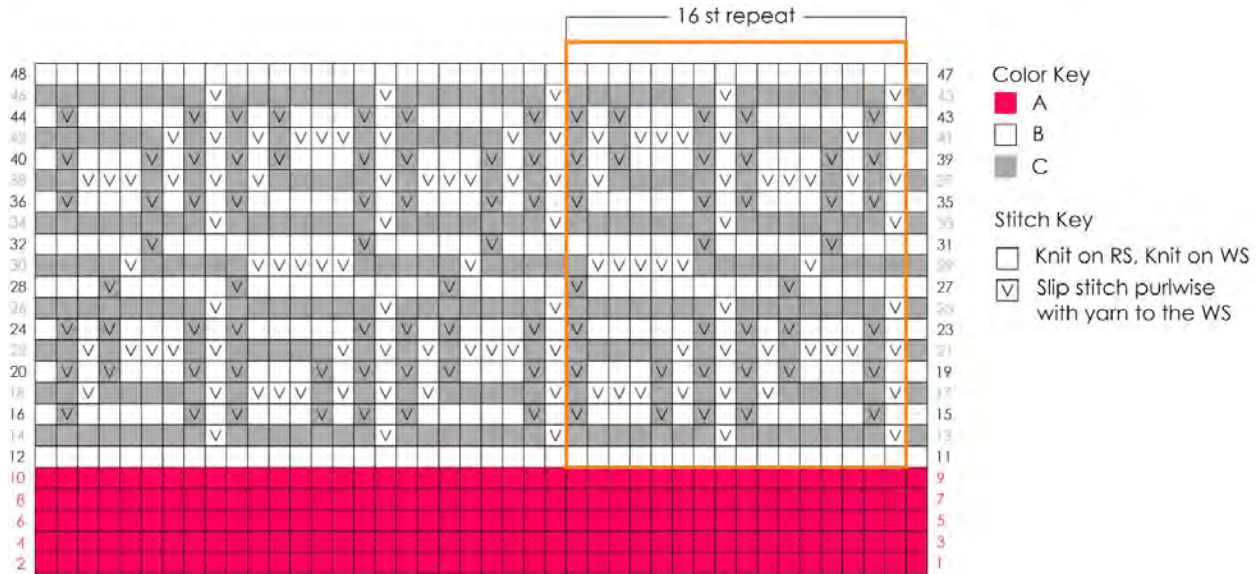
Rows 47-48: With smaller needles and B, knit. At end of Row 48, cut B.

MODERN MOSAIC *KNIT SCARF*

BY MARLY BIRD

SECTION 4

Video link Part 4: <https://youtu.be/e2lkTvAifNc>



Rows 1-10: With smaller needles and A, knit. At end of Row 10, cut A.

Rows 11-12: With B, knit

Row 13 (RS): With larger needles and C, k1, *slip 1, k7; repeat from * across last st, k1.

Row 14 (WS): K8, *slip 1, k7; repeat from * across to last 2 sts, slip 1, k1.

Row 15: With B, k2, *slip 1, k5, [slip 1, k1] twice, slip 1, k3, slip 1, k1; repeat from * across to last 8 sts, slip 1, k5, slip 1, k1.

Row 16: K1, *slip 1, k5, slip 1, k1, slip 1, k3, [slip 1, k1] twice; repeat from * across to last 9 sts, slip 1, k5, slip 1, k2.

MODERN MOSAIC *KNIT SCARF*

BY MARLY BIRD

Row 17: With C, k1, *slip 1, k5, [slip 1, k1] 3 times, slip 3, k1; repeat from * across to last 9 sts, slip 1, k5, slip 1, k2.

Row 18: K2, *slip 1, k5, slip 1, k1, slip 3, [k1, slip 1] twice, k1; repeat from * across to last 8 sts, slip 1, k5, slip 1, k1.

Row 19: With B, k2, *slip 1, k3, [slip 1, k1] 3 times, slip 1, k3, slip 1, k1; repeat from * across to last 8 sts, slip 1, k3, [slip 1, k1] twice.

Row 20: K1, *[slip 1, k1, slip 1, k3] twice, [slip 1, k1] twice; repeat from * across to last 9 sts, slip 1, k1, slip 1, k3, slip 1, k2.

Row 21: With C, k1, *slip 1, k1, slip 3, [k1, slip 1] 3 times, k5; repeat from * across to last 9 sts, slip 1, k1, slip 3, k1, slip 1, k2.

Row 22: K2, *slip 1, k1, slip 3, k1, slip 1, k5, [slip 1, k1] twice; repeat from * across to last 8 sts, slip 1, k1, slip 3, k1, slip 1, k1.

Row 23: With B, k2, *slip 1, k3, [slip 1, k1] twice, slip 1, k5, slip 1, k1; repeat from * across to last 8 sts, slip 1, k3, [slip 1, k1] twice.

Row 24: K1, *slip 1, k1, slip 1, k3, slip 1, k1, slip 1, k5, slip 1, k1; repeat from * across to last 9 sts, slip 1, k1, slip 1, k3, slip 1, k2.

Row 25: With C, k1, *slip 1, k7; repeat from * across last st, k1.

Row 26: K8, *slip 1, k7; repeat from * across to last 2 sts, slip 1, k1.

Row 27: With B, k6, *slip 1, k9, slip 1, k5; repeat from * across to last 4 sts, slip 1, k3.

Row 28: K3, *slip 1, k5, slip 1, k9; repeat from * across to last 7 sts, slip 1, k6.

MODERN MOSAIC *KNIT SCARF*

BY MARLY BIRD

Row 29: With C, *k5, slip 1, k5, slip 5; repeat from * across to last 10 sts, k5, slip 1, k4.

Row 30: K4, *slip 1, k5, slip 5, k5; repeat from * across to last 6 sts, slip 1, k5.

Row 31: With B, k4, *slip 1, k5, slip 1, k9; repeat from * across to last 6 sts, slip 1, k5.

Row 32: *K5, slip 1, k9, slip 1; repeat from * across; repeat from * across to last 10 sts, k5, slip 1, k4.

Row 33: With C, k1, *slip 1, k7; repeat from * across last st, k1.

Row 34: K8, *slip 1, k7; repeat from * across to last 2 sts, slip 1, k1.

Row 35: With B, k2, *slip 1, k1, slip 1, k3, slip 1, k1, slip 1, k5, slip 1, k1; repeat from * across to last 8 sts, slip 1, k1, slip 1, k3, slip 1, k1.

Row 36: K1, *slip 1, k3, [slip 1, k1] twice, slip 1, k5, slip 1, k1; repeat from * across to last 9 sts, slip 1, k3, slip 1, k1, slip 1, k2.

Row 37: With C, k1, *[slip 1, k1] twice, slip 3, k1, slip 1, k5, slip 1, k1; repeat from * across to last 9 sts, [slip 1, k1] twice, slip 3, k2.

Row 38: K2, *slip 3, [k1, slip 1] 3 times, k5, slip 1, k1; repeat from * across to last 8 sts, slip 3, [k1, slip 1] twice, k1.

Row 39: With B, k2, *[slip 1, k1, slip 1, k3] twice, [slip 1, k1] twice; repeat from * across to last 8 sts, slip 1, k1, slip 1, k3, slip 1, k1.

Row 40: K1, *slip 1, k3, [slip 1, k1] 3 times, slip 1, k3, slip 1, k1; repeat from * across to last 9 sts, slip 1, k3, slip 1, k1, slip 1, k2.

MODERN MOSAIC *KNIT SCARF*

BY MARLY BIRD

Row 41: With C, k1, *slip 1, k1, slip 1, k5, slip 1, k1, slip 3, k1, slip 1, k1; repeat from * across to last 9 sts, slip 1, k1, slip 1, k6.

Row 42: K6, *[slip 1, k1] 3 times, slip 3, k1, slip 1, k5; repeat from * across to last 4 sts, [slip 1, k1] twice.

Row 43: With B, k2, *slip 1, k5, slip 1, k1, slip 1, k3, [slip 1, k1] twice; repeat from * across to last 8 sts, slip 1, k5, slip 1, k1.

Row 44: K1, *slip 1, k5, [slip 1, k1] twice, slip 1, k3, slip 1, k1; repeat from * across to last 9 sts, slip 1, k5, slip 1, k2.

Row 45: With C, k1, *slip 1, k7; repeat from * across last st, k1.

Row 46: K8, *slip 1, k7; repeat from * across to last 2 sts, slip 1, k1. Cut C.

Rows 47-48: With smaller needles and B, knit. At end of Row 48, cut B

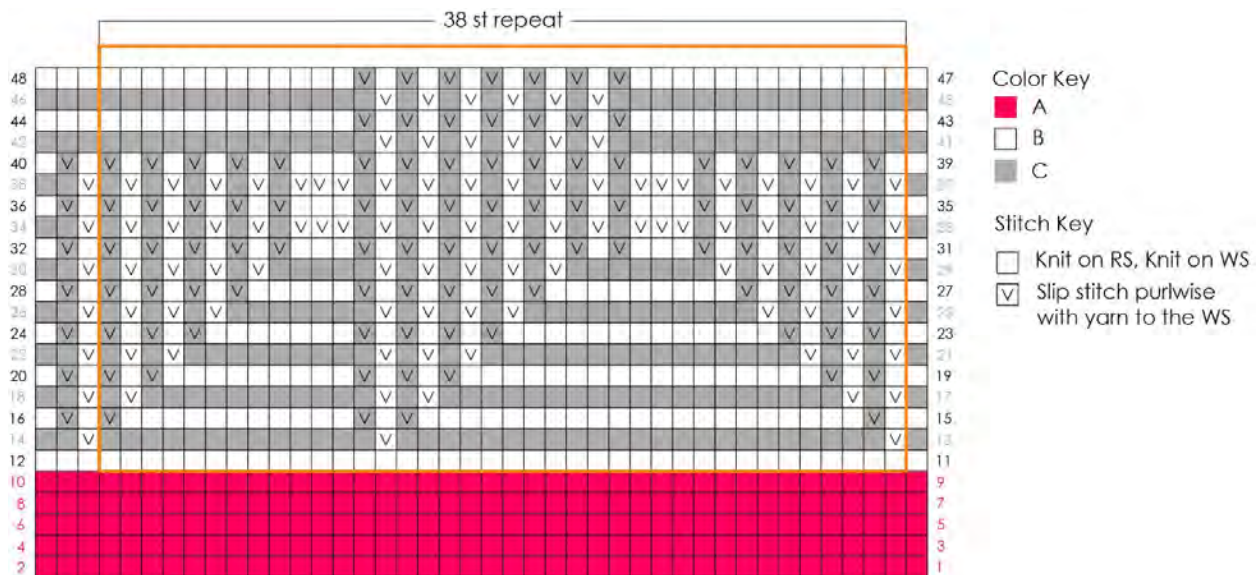


MODERN MOSAIC *KNIT SCARF*

BY MARLY BIRD

SECTION 5

Video link Part 5: <https://youtu.be/FZrrOak2nMI>



Rows 1-10: With smaller needles and A, knit. At end of Row 10, cut A.

Rows 11-12: With B, knit

Row 13 (RS): With larger needles and C, k1, slip 1, k23, slip 1, k13, slip 1, k2.

Row 14 (WS): K2, slip 1, k13, slip 1, k23, slip 1, k1.

Row 15: With B, k2, slip 1, k21, slip 1, k1, slip 1, k11, [slip 1, k1] twice.

Row 16: [K1, slip 1] twice, k11, slip 1, k1, slip 1, k21, slip 1, k2.

Row 17: With C, [k1, slip 1] twice, k19, slip 1, k1, slip 1, k11, slip 1, k1, slip 1, k2.

MODERN MOSAIC *KNIT SCARF*

BY MARLY BIRD

Row 18: K2, slip 1, k1, slip 1, k11, slip 1, k1, slip 1, k19, [slip 1, k1] twice.

Row 19: With B, k2, slip 1, k1, slip 1, k17, [slip 1, k1] twice, slip 1, k9, [slip 1, k1] 3 times.

Row 20: [K1, slip 1] 3 times, k9, [slip 1, k1] twice, slip 1, k17, slip 1, k1, slip 1, k2.

Row 21: With C, [k1, slip 1] 3 times, k15, [slip 1, k1] twice, slip 1, k9, [slip 1, k1] twice, slip 1, k2.

Row 22: K2, [slip 1, k1] twice, slip 1, k9, [slip 1, k1] twice, slip 1, k15, [slip 1, k1] 3 times.

Row 23: With B, k2, [slip 1, k1] twice, slip 1, k13, [slip 1, k1] 3 times, slip 1, k7, [slip 1, k1] 4 times.

Row 24: [K1, slip 1] 4 times, k7, [slip 1, k1] 3 times, slip 1, k13, [slip 1, k1] twice, slip 1, k2.

Row 25: With C, [k1, slip 1] 4 times, k11, [slip 1, k1] 3 times, slip 1, k7, [slip 1, k1] 3 times, slip 1, k2.

Row 26: K2, [slip 1, k1] 3 times, slip 1, k7, [slip 1, k1] 3 times, slip 1, k11, [slip 1, k1] 4 times.

Row 27: With B, k2, [slip 1, k1] 3 times, slip 1, k9, [slip 1, k1] 4 times, slip 1, k5, [slip 1, k1] 5 times.

Row 28: [K1, slip 1] 5 times, k5, [slip 1, k1] 4 times, slip 1, k9, [slip 1, k1] 3 times, slip 1, k2.

MODERN MOSAIC *KNIT SCARF*

BY MARLY BIRD

Row 29: With C, [k1, slip 1] 5 times, k7, [slip 1, k1] 4 times, slip 1, k5, [slip 1, k1] 4 times, slip 1, k2.

Row 30: K2, [slip 1, k1] 4 times, slip 1, k5, [slip 1, k1] 4 times, slip 1, k7, [slip 1, k1] 5 times.

Row 31: With B, k2, [slip 1, k1] 4 times, slip 1, k3, [slip 1, k1] 6 times, slip 1, k3, [slip 1, k1] 6 times.

Row 32: [K1, slip 1] 6 times, k3, [slip 1, k1] 6 times, slip 1, k3, [slip 1, k1] 4 times, slip 1, k2.

Row 33: With C, [k1, slip 1] 5 times, k1, slip 3, [k1, slip 1] 6 times, k1, slip 3, [k1, slip 1] 5 times, k2.

Row 34: K2, [slip 1, k1] 5 times, slip 3, [k1, slip 1] 6 times, k1, slip 3, [k1, slip 1] 5 times, k1.

Row 35: With B, k2, [slip 1, k1] 4 times, slip 1, k3, [slip 1, k1] 6 times, slip 1, k3, [slip 1, k1] 6 times.

Row 36: [K1, slip 1] 6 times, k3, [slip 1, k1] 6 times, slip 1, k3, [slip 1, k1] 4 times, slip 1, k2.

Row 37: With C, [k1, slip 1] 5 times, k1, slip 3, [k1, slip 1] 6 times, k1, slip 3, [k1, slip 1] 5 times, k2.

Row 38: K2, [slip 1, k1] 5 times, slip 3, [k1, slip 1] 6 times, k1, slip 3, [k1, slip 1] 5 times, k1.

Row 39: With B, k2, [slip 1, k1] 4 times, slip 1, k3, [slip 1, k1] 6 times, slip 1, k3, [slip 1, k1] 6 times.

MODERN MOSAIC *KNIT SCARF*

BY MARLY BIRD

Row 40: [K1, slip 1] 6 times, k3, [slip 1, k1] 6 times, slip 1, k3, [slip 1, k1] 4 times, slip 1, k2.

Row 41: With C, k15, [slip 1, k1] 5 times, slip 1, k16.

Row 42: K16, [slip 1, k1] 5 times, slip 1, k15.

Row 43: With B, k14, [slip 1, k1] 6 times, slip 1, k15.

Row 44: K15, [slip 1, k1] 6 times, slip 1, k14.

Row 45: With C, k15, [slip 1, k1] 5 times, slip 1, k16.

Row 46: K16, [slip 1, k1] 5 times, slip 1, k15. Cut C.

Row 47: With B, k14, [slip 1, k1] 6 times, slip 1, k15.

Row 48: K15, [slip 1, k1] 6 times, slip 1, k14. Cut B.

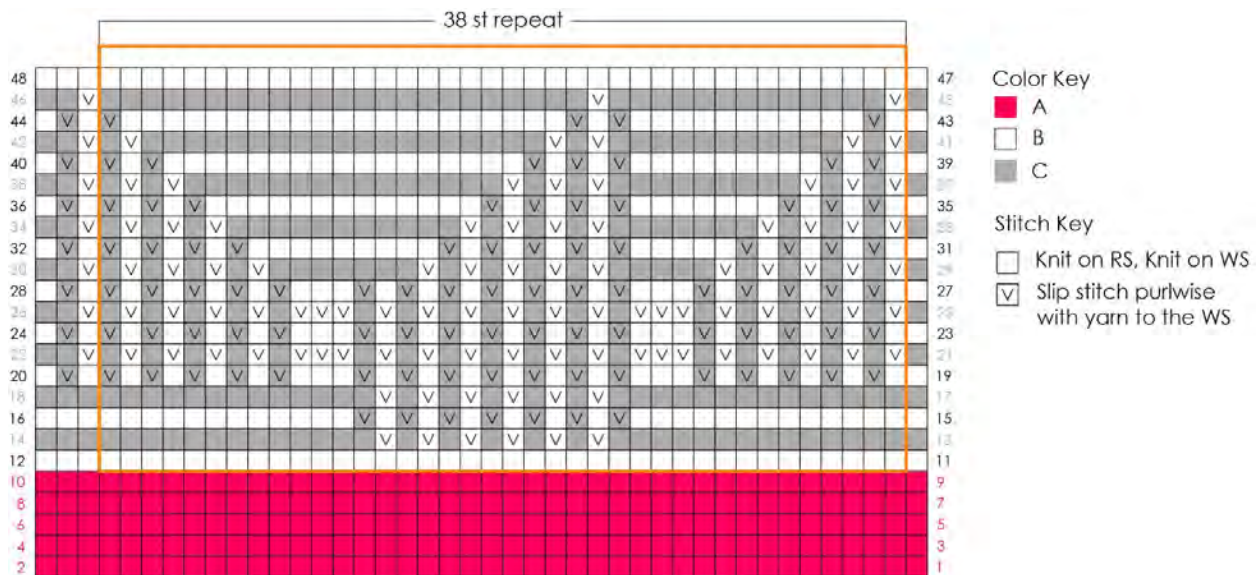


MODERN MOSAIC *KNIT SCARF*

BY MARLY BIRD

SECTION 6

Video link Part 6: <https://youtu.be/FZrrOak2nMI>



Rows 1-10: With smaller needles and A, knit. At end of Row 10, cut A.

Rows 11-12: With B, knit

Row 13 (RS): With larger needles and C, k15, [slip 1, k1] 5 times, slip 1, k16.

Row 14 (WS): K16, [slip 1, k1] 5 times, slip 1, k15.

Row 15: With B, k14, [slip 1, k1] 6 times, slip 1, k15.

Row 16: K15, [slip 1, k1] 6 times, slip 1, k14.

Row 17: With C, k15, [slip 1, k1] 5 times, slip 1, k16.

Row 18: K16, [slip 1, k1] 5 times, slip 1, k15.

MODERN MOSAIC *KNIT SCARF*

BY MARLY BIRD

Row 19: With B, k2, [slip 1, k1] 4 times, slip 1, k3, [slip 1, k1] 6 times, slip 1, k3, [slip 1, k1] 6 times.

Row 20: [K1, slip 1] 6 times, k3, [slip 1, k1] 6 times, slip 1, k3, [slip 1, k1] 4 times, slip 1, k2.

Row 21: With C, [k1, slip 1] 5 times, k1, slip 3, [k1, slip 1] 6 times, k1, slip 3, [k1, slip 1] 5 times, k2.

Row 22: K2, [slip 1, k1] 5 times, slip 3, [k1, slip 1] 6 times, k1, slip 3, [k1, slip 1] 5 times, k1.

Row 23: With B, k2, [slip 1, k1] 4 times, slip 1, k3, [slip 1, k1] 6 times, slip 1, k3, [slip 1, k1] 6 times.

Row 24: [K1, slip 1] 6 times, k3, [slip 1, k1] 6 times, slip 1, k3, [slip 1, k1] 4 times, slip 1, k2.

Row 25: With C, [k1, slip 1] 5 times, k1, slip 3, [k1, slip 1] 6 times, k1, slip 3, [k1, slip 1] 5 times, k2.

Row 26: K2, [slip 1, k1] 5 times, slip 3, [k1, slip 1] 6 times, k1, slip 3, [k1, slip 1] 5 times, k1.

Row 27: With B, k2, [slip 1, k1] 4 times, slip 1, k3, [slip 1, k1] 6 times, slip 1, k3, [slip 1, k1] 6 times.

Row 28: [K1, slip 1] 6 times, k3, [slip 1, k1] 6 times, slip 1, k3, [slip 1, k1] 4 times, slip 1, k2

MODERN MOSAIC *KNIT SCARF*

BY MARLY BIRD

Row 29: With C, [k1, slip 1] 5 times, k5, [slip 1, k1] 4 times, slip 1, k7, [slip 1, k1] 4 times, slip 1, k2.

Row 30: K2, [slip 1, k1] 4 times, slip 1, k7, [slip 1, k1] 4 times, slip 1, k5, [slip 1, k1] 5 times.

Row 31: With B, k2, [slip 1, k1] 3 times, slip 1, k5, [slip 1, k1] 4 times, slip 1, k9, [slip 1, k1] 5 times.

Row 32: [K1, slip 1] 5 times, k9, [slip 1, k1] 4 times, slip 1, k5, [slip 1, k1] 3 times, slip 1, k2.

Row 33: With C, [k1, slip 1] 4 times, k7, [slip 1, k1] 3 times, slip 1, k11, [slip 1, k1] 3 times, slip 1, k2.

Row 34: K2, [slip 1, k1] 3 times, slip 1, k11, [slip 1, k1] 3 times, slip 1, k7, [slip 1, k1] 4 times.

Row 35: With B, k2, [slip 1, k1] twice, slip 1, k7, [slip 1, k1] 3 times, slip 1, k13, [slip 1, k1] 4 times.

Row 36: [K1, slip 1] 4 times, k13, [slip 1, k1] 3 times, slip 1, k7, [slip 1, k1] twice, slip 1, k2.

Row 37: With C, [k1, slip 1] 3 times, k9, [slip 1, k1] twice, slip 1, k15, [slip 1, k1] twice, slip 1, k2.

Row 38: K2, [slip 1, k1] twice, slip 1, k15, [slip 1, k1] twice, slip 1, k9, [slip 1, k1] 3 times.

MODERN MOSAIC *KNIT SCARF*

BY MARLY BIRD

Row 39: With B, k2, slip 1, k1, slip 1, k9, [slip 1, k1] twice, slip 1, k17, [slip 1, k1] 3 times.

Row 40: [K1, slip 1] 3 times, k17, [slip 1, k1] twice, slip 1, k9, slip 1, k1, slip 1, k2.

Row 41: With C, [k1, slip 1] twice, k11, slip 1, k1, slip 1, k19, slip 1, k1, slip 1, k2.

Row 42: K2, slip 1, k1, slip 1, k19, slip 1, k1, slip 1, k11, [slip 1, k1] twice.

Row 43: With B, k2, slip 1, k11, slip 1, k1, slip 1, k21, [slip 1, k1] twice.

Row 44: [K1, slip 1] twice, k21, slip 1, k1, slip 1, k11, slip 1, k2.

Row 45: With C, k1, slip 1, k13, slip 1, k23, slip 1, k2.

Row 46: K2, slip 1, k23, slip 1, k13, slip 1, k1. Cut C.

Rows 47-48: With smaller needles and B, knit. At end of Row 48, cut B.

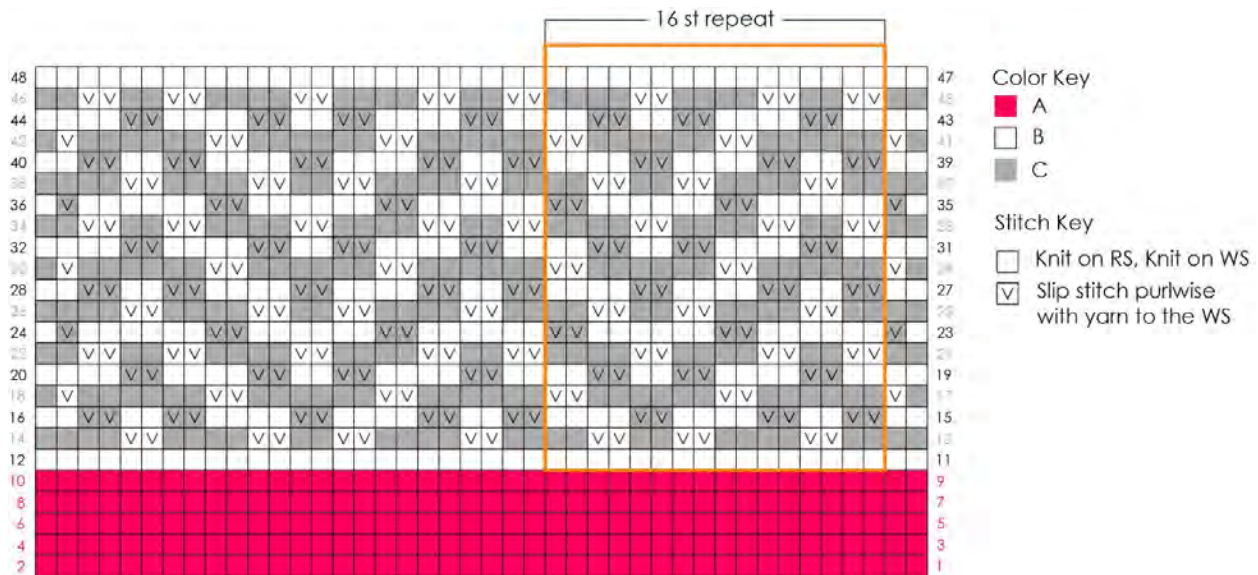


MODERN MOSAIC *KNIT SCARF*

BY MARLY BIRD

SECTION 7

Video link Part 7: <https://youtu.be/2Yf8ibdOh5c>



Rows 1-10: With smaller needles and A, knit. At end of Row 10, cut A.

Rows 11-12: With B, knit

Rows 13-14: With larger needles and C, *[k4, slip 2] twice, k2, slip 2; repeat from * across to last 10 sts, k4, slip 2, k4.

Rows 15-16: With B, k2, *slip 2, k2, [slip 2, k4] twice; repeat from * across to last 8 sts, [slip 2, k2] twice.

Rows 17-18: With C, k1, slip 1, *k6, slip 2; repeat from * across to last 8 sts, k6, slip 1, k1.

MODERN MOSAIC *KNIT SCARF*

BY MARLY BIRD

Rows 19-20: With B, *[k4, slip 2] twice, k2, slip 2; repeat from * across to last 10 sts, k4, slip 2, k4.

Rows 21-22: With C, k2, *slip 2, k2, [slip 2, k4] twice; repeat from * across to last 8 sts, [slip 2, k2] twice.

Rows 23-24: With B, k1, slip 1, *k6, slip 2; repeat from * across to last 8 sts, k6, slip 1, k1.

Rows 25-26: With C, *[k4, slip 2] twice, k2, slip 2; repeat from * across to last 10 sts, k4, slip 2, k4.

Rows 27-28: With B, k2, *slip 2, k2, [slip 2, k4] twice; repeat from * across to last 8 sts, [slip 2, k2] twice.

Rows 29-30: With C, k1, slip 1, *k6, slip 2; repeat from * across to last 8 sts, k6, slip 1, k1.

Rows 31-32: With B, *[k4, slip 2] twice, k2, slip 2; repeat from * across to last 10 sts, k4, slip 2, k4.

Rows 33-34: With C, k2, *slip 2, k2, [slip 2, k4] twice; repeat from * across to last 8 sts, [slip 2, k2] twice.

Rows 35-36: With B, k1, slip 1, *k6, slip 2; repeat from * across to last 8 sts, k6, slip 1, k1.

Rows 37-38: With C, *[k4, slip 2] twice, k2, slip 2; repeat from * across to last 10 sts, k4, slip 2, k4.

Rows 39-40: With B, k2, *slip 2, k2, [slip 2, k4] twice; repeat from * across to last 8 sts, [slip 2, k2] twice.

MODERN MOSAIC *KNIT SCARF*

BY MARLY BIRD

Rows 41-42: With C, k1, slip 1, *k6, slip 2; repeat from * across to last 8 sts, k6, slip 1, k1.

Rows 43-44: With B, *[k4, slip 2] twice, k2, slip 2; repeat from * across to last 10 sts, k4, slip 2, k4.

Rows 45-46: With C, k2, *slip 2, k2, [slip 2, k4] twice; repeat from * across to last 8 sts, [slip 2, k2] twice. At end of Row 46, cut C.

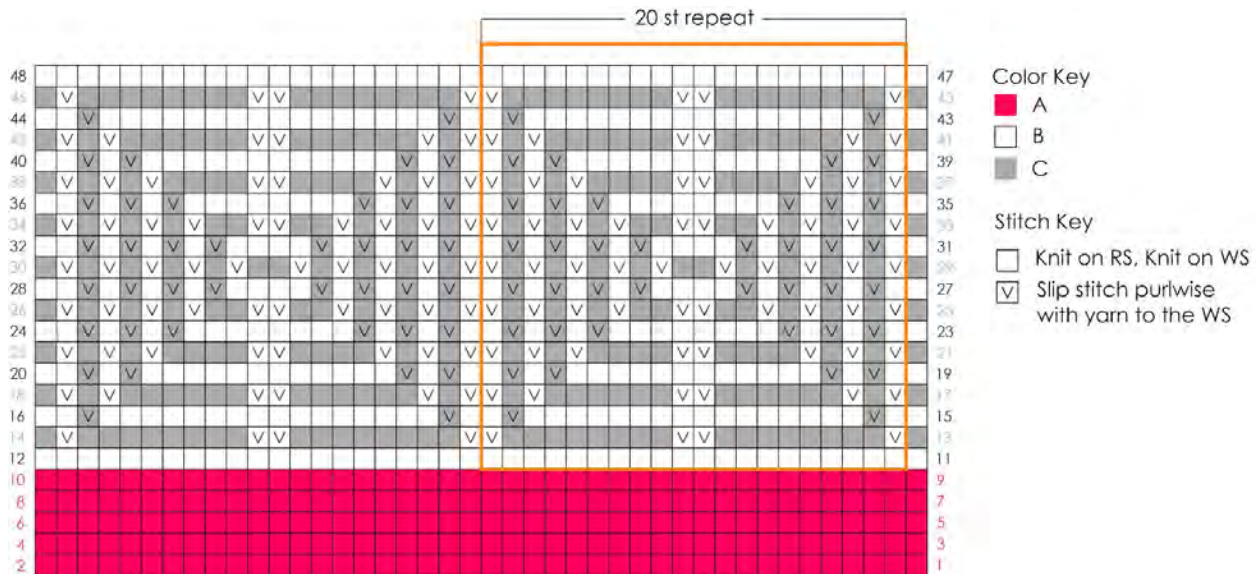
Rows 47-48: With smaller needles and B, knit. At end of Row 48, cut B



MODERN MOSAIC *KNIT SCARF*

BY MARLY BIRD

SECTION 8



Rows 1-10: With smaller needles and A, knit. At end of Row 10, cut A.

Rows 11-12: With B, knit

Rows 13-14: With larger needles and C, k1, *slip 1, k8, slip 2, k8, slip 1; repeat from * across to last st, k1.

Rows 15-16: With B, k2, *slip 1, k16, slip 1, k2; repeat from * across to end.

Rows 17-18: With C, k1, *slip 1, k1, slip 1, k6, slip 2, k6, slip 1, k1, slip 1; repeat from * across to last st, k1.

Rows 19-20: With B, k2. *slip 1, k1, slip 1, k12, slip 1, k1, slip 1, k2; repeat from * across to end.

MODERN MOSAIC *KNIT SCARF*

BY MARLY BIRD

Rows 21-22: With C, k1, *[slip 1, k1] twice, slip 1, k4, slip 2, k4, [slip 1, k1] twice, slip 1; repeat from * across to last st, k1.

Rows 23-24: With B, k2. *[slip 1, k1] twice, slip 1, k8, [slip 1, k1] twice, slip 1, k2; repeat from * across to end.

Rows 25-26: With C, k1, *[slip 1, k1] 3 times, slip 1, k2, slip 2, k2, [slip 1, k1] 3 times, slip 1; repeat from * across to last st, k1.

Rows 27-28: With B, k2. *[slip 1, k1] 3 times, slip 1, k4, [slip 1, k1] 3 times, slip 1, k2; repeat from * across to end.

Rows 29-30: With C, k1, *[slip 1, k1] 4 times, slip 1, k2, [slip 1, k1] 4 times, slip 1; repeat from * across to last st, k1.

Rows 31-32: With B, k2. *[slip 1, k1] 3 times, slip 1, k4, [slip 1, k1] 3 times, slip 1, k2; repeat from * across to end.

Rows 33-34: With C, k1, *[slip 1, k1] 3 times, slip 1, k2, slip 2, k2, [slip 1, k1] 3 times, slip 1; repeat from * across to last st, k1.

Rows 35-36: With B, k2. *[slip 1, k1] twice, slip 1, k8, [slip 1, k1] twice, slip 1, k2; repeat from * across to end.

Rows 37-38: With C, k1, *[slip 1, k1] twice, slip 1, k4, slip 2, k4, [slip 1, k1] twice, slip 1; repeat from * across to last st, k1.

Rows 39-40: With B, k2. *slip 1, k1, slip 1, k12, slip 1, k1, slip 1, k2; repeat from * across to end.

Rows 41-42: With C, k1, *slip 1, k1, slip 1, k6, slip 2, k6, slip 1, k1, slip 1; repeat from * across to last st, k1.

MODERN MOSAIC *KNIT SCARF*

BY MARLY BIRD

Rows 43-44: With B, k2, *slip 1, k16, slip 1, k2; repeat from * across to end.

Rows 45-46: With C, k1, *slip 1, k8, slip 2, k8, slip 1; repeat from * across to last st, k1. Cut C.

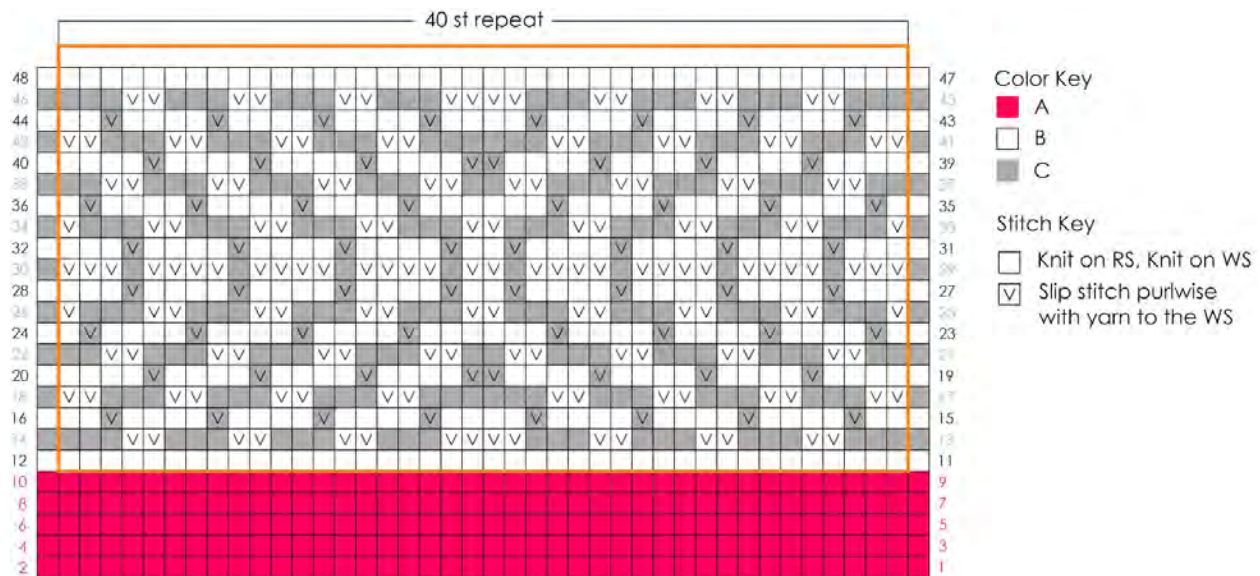
Rows 47-48: With smaller needles and B, knit. At end of Row 48, cut B



MODERN MOSAIC *KNIT SCARF*

BY MARLY BIRD

SECTION 9



Rows 1-10: With smaller needles and A, knit. At end of Row 10, cut A.

Rows 11-12: With B, knit

Rows 13-14: With larger needles and C, k4, [slip 2, k3] 3 times, slip 4, [k3, slip 2] 3 times, k4.

Rows 15-16: With B, k3, [slip 1, k4] 7 times, slip 1, k3.

Rows 17-18: With C, k1, [slip 2, k3] 3 times, slip 2, k6, [slip 2, k3] 3 times, slip 2, k1.

Rows 19-20: With B, k5, [slip 1, k4] 3 times, slip 2, [k4, slip 1] 3 times, k5.

Rows 21-22: With C, [k3, slip 2] 4 times, k2, [slip 2, k3] 4 times.

MODERN MOSAIC *KNIT SCARF*

BY MARLY BIRD

Rows 23-24: With B, k2, [slip 1, k4] 3 times, slip 1, k6, [slip 1, k4] 3 times, slip 1, k2.

Rows 25-26: With C, k1, slip 1, [k3, slip 2] 7 times, k3, slip 1, k1.

Rows 27-28: With B, [k4, slip 1] 4 times, k2, [slip 1, k4] 4 times.

Rows 29-30: With C, k1, slip 3, [k1, slip 4] 3 times, k1, slip 2, k1, [slip 4, k1] 3 times, slip 3, k1.

Rows 31-32: With B, [k4, slip 1] 4 times, k2, [slip 1, k4] 4 times.

Rows 33-34: With C, k1, slip 1, [k3, slip 2] 7 times, k3, slip 1, k1.

Rows 35-36: With B, k2, [slip 1, k4] 3 times, slip 1, k6, [slip 1, k4] 3 times, slip 1, k2.

Rows 37-38: With C, [k3, slip 2] 4 times, k2, [slip 2, k3] 4 times.

Rows 39-40: With B, k5, [slip 1, k4] 3 times, slip 2, [k4, slip 1] 3 times, k5.

Rows 41-42: With C, k1, [slip 2, k3] 3 times, slip 2, k6, [slip 2, k3] 3 times, slip 2, k1.

Rows 43-44: With B, k3, [slip 1, k4] 7 times, slip 1, k3.

Rows 45-46: With C, k4, [slip 2, k3] 3 times, slip 4, [k3, slip 2] 3 times, k4. At end of Row 46, cut C.

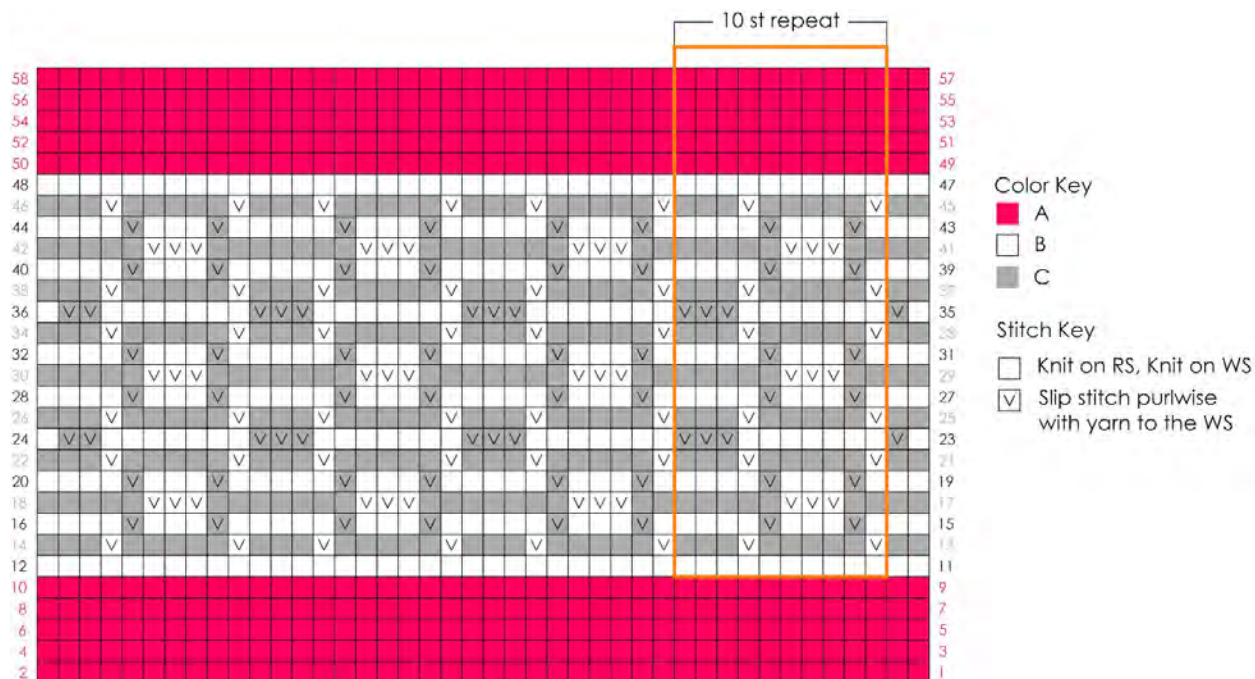
Rows 47-48: With smaller needles and B, knit. At end of Row 48, cut B



MODERN MOSAIC *KNIT SCARF*

BY MARLY BIRD

SECTION 10



Rows 1-10: With smaller needles and A, knit. At end of Row 10, cut A.

Rows 11-12: With B, knit

Row 13 (RS): With larger needles and C, k2,*slip 1, k5, slip 1, k3; repeat from * across to end.

Row 14 (WS): *K3, slip 1, k5, slip 1; repeat from * across to last 2 sts, k2.

Row 15: With B, k3, *slip 1, k3, slip 1, k5; repeat from * across to last 9 sts, slip 1, k3, slip 1, k4.

MODERN MOSAIC *KNIT SCARF*

BY MARLY BIRD

Row 16: K4, *slip 1, k3, slip 1, k5; repeat from * across to last 8 sts, slip 1, k3, slip 1, k3.

Row 17: With C, k4, *slip 3, k7; repeat from * across to last 8 sts, slip 3, k5.

Row 18: K5, *slip 3, k7; repeat from * across to last 7 sts, slip 3, k4.

Row 19: With B, k3, *slip 1, k3, slip 1, k5; repeat from * across to last 9 sts, slip 1, k3, slip 1, k4.

Row 20: K4, *slip 1, k3, slip 1, k5; repeat from * across to last 8 sts, slip 1, k3, slip 1, k3.

Row 21: With C, k2, *slip 1, k5, slip 1, k3; repeat from * across to end.

Row 22: *K3, slip 1, k5, slip 1; repeat from * across to last 2 sts, k2.

Row 23: With B, k1, slip 1, *k7, slip 3; repeat from * across to last 10 sts, k7, slip 2, k1.

Row 24: K1, slip 2, *k7, slip 3; repeat from * across to last 9 sts, k7, slip 1, k1.

Row 25: With C, k2, *slip 1, k5, slip 1, k3; repeat from * across to end.

Row 26: *K3, slip 1, k5, slip 1; repeat from * across to last 2 sts, k2.

Row 27: With B, k3, *slip 1, k3, slip 1, k5; repeat from * across to last 9 sts, slip 1, k3, slip 1, k4.

Row 28: K4, *slip 1, k3, slip 1, k5; repeat from * across to last 8 sts, slip 1, k3, slip 1, k3.

MODERN MOSAIC *KNIT SCARF*

BY MARLY BIRD

Row 29: With C, k4, *slip 3, k7; repeat from * across to last 8 sts, slip 3, k5.

Row 30: K5, *slip 3, k7; repeat from * across to last 7 sts, slip 3, k4.

Row 31: With B, k3, *slip 1, k3, slip 1, k5; repeat from * across to last 9 sts, slip 1, k3, slip 1, k4.

Row 32: K4, *slip 1, k3, slip 1, k5; repeat from * across to last 8 sts, slip 1, k3, slip 1, k3.

Row 33: With C, k2, *slip 1, k5, slip 1, k3; repeat from * across to end.

Row 34: *K3, slip 1, k5, slip 1; repeat from * across to last 2 sts, k2.

Row 35: With B, k1, slip 1, *k7, slip 3; repeat from * across to last 10 sts, k7, slip 2, k1.

Row 36: K1, slip 2, *k7, slip 3; repeat from * across to last 9 sts, k7, slip 1, k1.

Row 37: With C, k2, *slip 1, k5, slip 1, k3; repeat from * across to end.

Row 38: *K3, slip 1, k5, slip 1; repeat from * across to last 2 sts, k2.

Row 39: With B, k3, *slip 1, k3, slip 1, k5; repeat from * across to last 9 sts, slip 1, k3, slip 1, k4.

Row 40: K4, *slip 1, k3, slip 1, k5; repeat from * across to last 8 sts, slip 1, k3, slip 1, k3.

Row 41: With C, k4, *slip 3, k7; repeat from * across to last 8 sts, slip 3, k5.

Row 42: K5, *slip 3, k7; repeat from * across to last 7 sts, slip 3, k4.

MODERN MOSAIC KNIT SCARF

BY MARLY BIRD

Row 43: With B, k3, *slip 1, k3, slip 1, k5; repeat from * across to last 9 sts, slip 1, k3, slip 1, k4.

Row 44: K4, *slip 1, k3, slip 1, k5; repeat from * across to last 8 sts, slip 1, k3, slip 1, k3.

Row 45: With C, k2,*slip 1, k5, slip 1, k3; repeat from * across to end.

Row 46: *K3, slip 1, k5, slip 1; repeat from * across to last 2 sts, k2. Cut C.

Rows 47-48: With smaller needles and B, knit. At end of Row 48, cut B.

If turning this into a cowl:

Like Sample with bump for join: knit 1 rows with A. Then, pick up stitches from the cast on edge and work a 3 needle bind off the final edge to the cast on edge. Weave in ends.

Without a bump: bind off stitches and seam the bind off edge to the cast on edge. Weave in ends.

If turning this into a scarf:

Rows 49-58: With A, knit. At end of Row 58, cut A. Bind off. Weave in ends.



MODERN MOSAIC *KNIT SCARF*

BY MARLY BIRD

BORDER

Video for Knit I-cord: <https://youtu.be/miMbWk3FW4s>

ATTACHED I-CORD BIND OFF

The applied i-cord bind off is a nice stretchy bind off that will give your scarf that little extra something.

***IF MAKING A SCARF:** use any color you wish for the final border of attached i-cord.*

Cast on 4 stitches.

Row 1 (RS): Pick up and knit 1 stitch in the corner of the scarf (the same spot at the last stitch from bind off), slip the 5 stitches from the right hand needle back to the left hand needle (slip them through the back leg so you don't change the orientation of the stitch). K3, ssk (1 stitch from the original 4 and the newly picked up and knit stitch).

Row 2 (RS): Pick up and knit 1 stitch along the edge of the scarf, slip the 5 stitches from the right hand needle back to the left hand needle (slip them through the back leg so you don't change the orientation of the stitch). K3, ssk (1 stitch from the original 4 and the newly picked up and knit stitch).

MODERN MOSAIC *KNIT SCARF*

BY MARLY BIRD

Repeat row 2 to the corner of scarf.

1st, 2nd, and 3rd corner of applied i-cord

Row 1 (RS): Pick up and knit 1 stitch in the corner of the scarf, slip the 5 stitches from the right hand needle back to the left hand needle (slip them through the back leg so you don't change the orientation of the stitch). K3, ssk (1 stitch from the original 4 and the newly picked up and knit stitch). Slip the 4 stitches from the right hand needle back to the left hand needle.

Row 2 (RS): K4 stitches.

Row 3 (RS): Pick up and knit 1 stitch in the SAME corner stitch of the scarf, slip the 5 stitches from the right hand needle back to the left hand needle (slip them through the back leg so you don't change the orientation of the stitch). K3, ssk (1 stitch from the original 4 and the newly picked up and knit stitch).

Row 4 (RS): Pick up and knit 1 stitch along the edge of the scarf, slip the 5 stitches from the right hand needle back to the left hand needle (slip them through the back leg so you don't change the orientation of the

MODERN MOSAIC *KNIT SCARF*

BY MARLY BIRD

stitch). K3, ssk (1 stitch from the original 4 and the newly picked up and knit stitch).

*Repeat row 4 to the next corner, then repeat rows 1-3 at the corner; repeat from * 2 times more. This should bring you back to the start of the round.



***IF MAKING A COWL:** Work the following applied i-cord on both edges of the cowl. Use any color you wish; the cowl would look lovely with each edge a different color :-)*

Cast on 4 stitches.

Row 1 (RS): Pick up and knit 1 stitch in the seam point of the cowl, slip the 5 stitches from the right hand needle back to the left hand needle (slip them through the back leg so you don't change the orientation of the stitch). K3, ssk (1 stitch from the

MODERN MOSAIC *KNIT SCARF*

BY MARLY BIRD

original 4 and the newly picked up and knit stitch).

Row 2 (RS): Pick up and knit 1 stitch along the edge of the cowl, slip the 5 stitches from the right hand needle back to the left hand needle (slip them through the back leg so you don't change the orientation of the stitch). K3, ssk (1 stitch from the original 4 and the newly picked up and knit stitch).

Repeat row 3 around.

Once the edge of the cowl has been worked with the applied i-cord you will have 4 stitches remaining on the needle.

Seam the 4 stitches of the i-cord you have on your knitting needle together with the cast on edge of the i-cord. The easiest way to do it is to use a simple overhand stitch.



MODERN MOSAIC *KNIT SCARF*

BY MARLY BIRD

The best way to do it is to graft the stitches so that the i-cord looks seamless.

Final Finishing Cowl: Once the edge of the cowl has been worked with the applied i-cord you will have 4 stitches remaining on the needle.

Seam the 4 stitches of the i-cord you have on your knitting needle together with the cast on edge of the i-cord. The easiest way to do it is to use a simple overhand stitch.

The best way to do it is to graft the stitches so that the i-cord looks seamless.

WEAVE IN YOUR ENDS